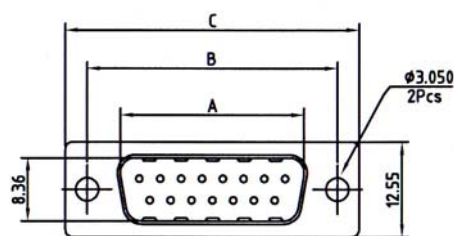
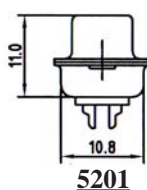
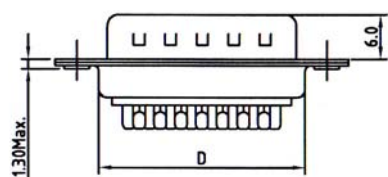


D-SUB. CONNECTOR SOLDER TYPE



No. of Contacts	Dimensions(mm)			
	A	B	C	D
09	16.92	24.99	30.81	19.23
15	25.25	33.32	39.14	27.56
25	38.96	47.04	53.04	41.28
37	55.42	63.50	69.32	57.33



SPECIFICATIONS

Current Rating: 3A or 5A

Contact Resistance: 25mΩ Max.

Insulation Resistance: 1000MΩ Min. at 500V

Dielectric Voltage: 1000V at 1 Minute

Operating Temperature: -55°C to +105°C

MATERIALS

Insulator: PBT, UL94V-0 Rated

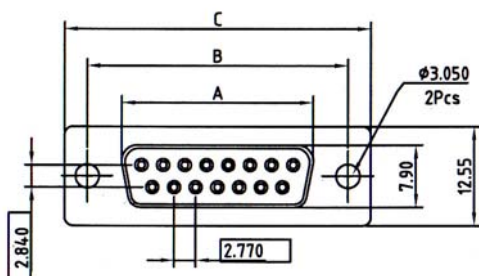
Contact: Brass

Shell: Brass, Steel

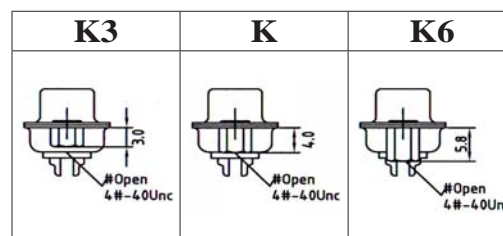
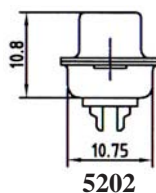
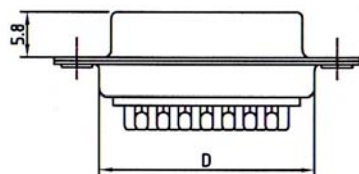
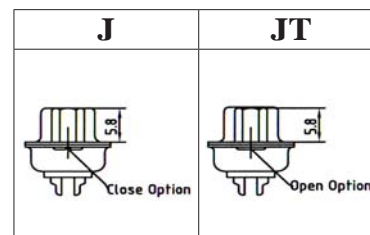
Contact Plating: Gold Over Nickel Plated

Shell Plating: Tin Over Copper Plated

*RoHS & REACH compliant.



No. of Contacts	Dimensions(mm)			
	A	B	C	D
09	16.33	24.99	30.81	19.23
15	24.66	33.32	39.14	27.56
25	38.38	47.04	53.04	41.28
37	54.84	63.50	69.32	57.33



ORDERING INFORMATION:

P/N 5 2 $\frac{xx}{1}$ - $\frac{xx}{2}$ $\frac{T}{3}$ $\frac{W}{4}$ / $\frac{xx}{5}$

1. CONNECTOR TYPE:

- "01" MALE WITH FULL GOLD PLATED STAMPED CONTACTS (3A)
- "02" FEMALE WITH FULL GOLD PLATED STAMPED CONTACTS (3A)
- "05" MALE WITH SELECTIVE GOLD PLATED STAMPED CONTACTS (3A)
- "06" FEMALE WITH SELECTIVE GOLD PLATED STAMPED CONTACTS (3A)
- "07" MALE WITH FULL GOLD PLATED MACHINED CONTACTS (5A)
- "08" FEMALE WITH FULL GOLD PLATED MACHINED CONTACTS (5A)

2. NO. OF CONTACTS:

09, 15, 25, 37, 50

3. SHELL FINISH:

"T" TIN PLATED

4. INSULATOR COLOR:

"W" WHITE (STANDARD)

"B" BLACK

"U" BLUE

5. MOUNTING OPTION:

" " Ø3.05MM THROUGH HOLES

OTHERS: K, K3, K6, J, JT, J4