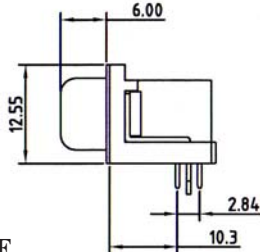
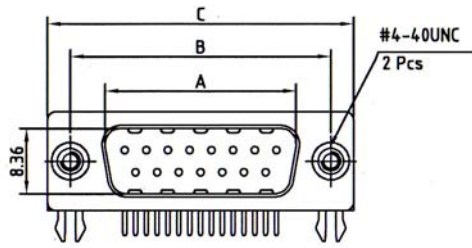
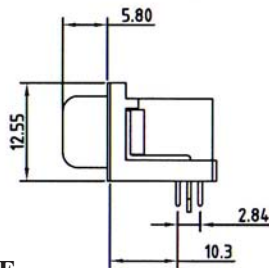
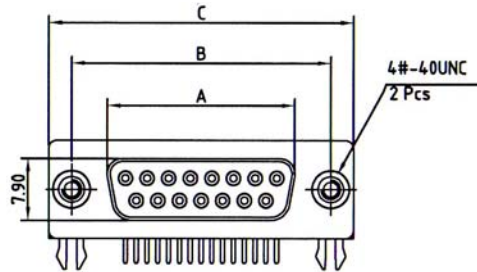
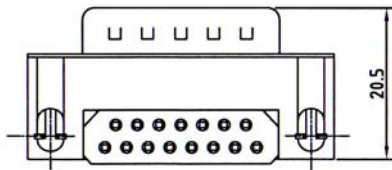


D-SUB. CONNECTOR RIGHT ANGLE TYPE WITH FERRITE (CONTACT EXTENSION: 9.4MM)



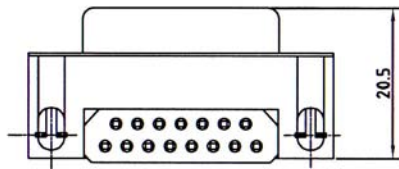
5141F

No. of Contacts	Dimensions(mm)		
	A	B	C
09	16.92	24.99	30.81
15	25.25	33.32	39.14
25	38.96	47.04	53.04
37	55.42	63.50	69.32



5142F

No. of Contacts	Dimensions(mm)		
	A	B	C
09	16.33	24.99	30.81
15	24.66	33.32	39.14
25	38.38	47.04	53.04
37	54.84	63.50	69.32

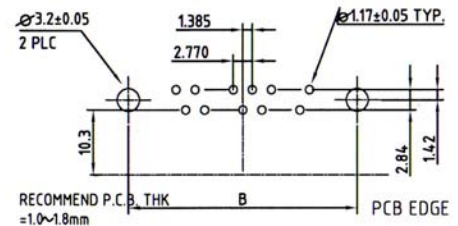


SPECIFICATIONS

Current Rating: 3.0 Amperes
Contact Resistance: 25mΩ Max.
Insulation Resistance: 1000MΩ Min. at 500V
Dielectric Voltage: 1000V at 1 Minute
Operating Temperature: -55°C to +105°C

MATERIALS

Insulator: PBT, UL94V-0 Rated
Contact: Brass
Shell: Brass, Steel
Contact Plating: Gold Over Nickel Plated
Shell Plating: Tin Over Copper Plated
***RoHS & REACH compliant.**



Recommended P.C.Board Layout

N	(BLANK)
NJ	NH

ORDERING INFORMATION:

P/N 51 $\frac{XX}{1}$ F - $\frac{XX}{2}$ T B / $\frac{XX}{3}$

- CONNECTOR TYPE:
"41" MALE
"42" FEMALE
- NO. OF CONTACTS:
09, 15, 25, 37
- MOUNTING OPTION:
" " LOCKED SCREWS (4.8MM)
"N" WITHOUT SCREWS (5.8MM)
"NH" LOOSE SCREWS (4.8MM)
"NJ" ASSEMBLED SCREWS (4.8MM)