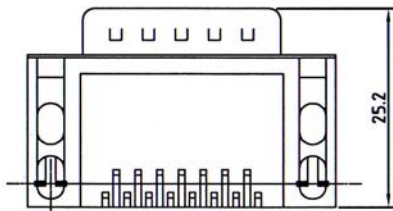
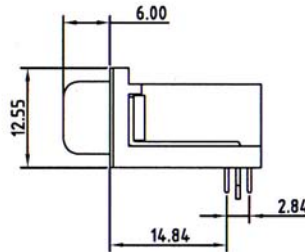
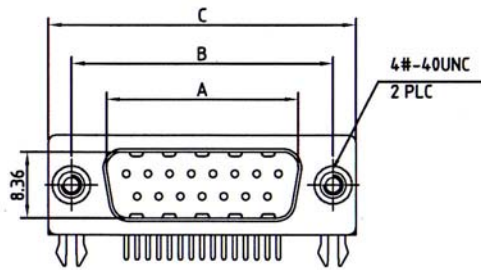


D-SUB. CONNECTOR RIGHT ANGLE TYPE WITH STAMPED CONTACTS (CONTACT EXTENSION: 13.84MM)



5263

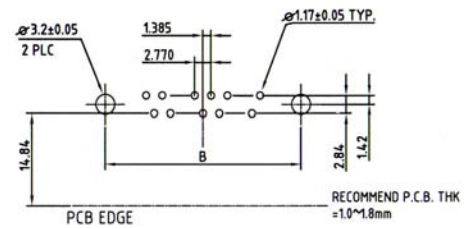
No. of Contacts	Dimensions(mm)		
	A	B	C
09	16.92	24.99	30.81
15	25.25	33.32	39.14
25	38.96	47.04	53.04
37	55.42	63.50	69.32

SPECIFICATIONS

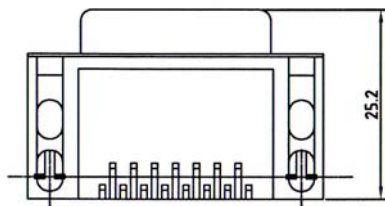
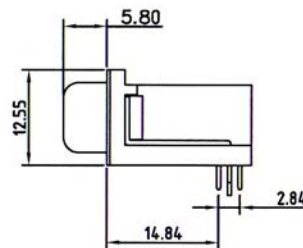
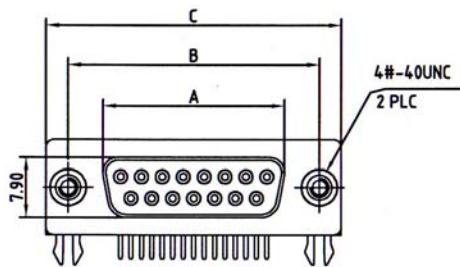
Current Rating: 3.0 Amperes
Contact Resistance: 25mΩ Max.
Insulation Resistance: 1000MΩ Min. at 500V
Dielectric Voltage: 1000V at 1 Minute
Operating Temperature: -55°C to +105°C

MATERIALS

Insulator: PBT, UL94V-0 Rated
Contact: Brass
Shell: Brass, Steel
Contact Plating: Gold Over Nickel Plated
Shell Plating: Tin Over Copper Plated
 *RoHS & REACH compliant.

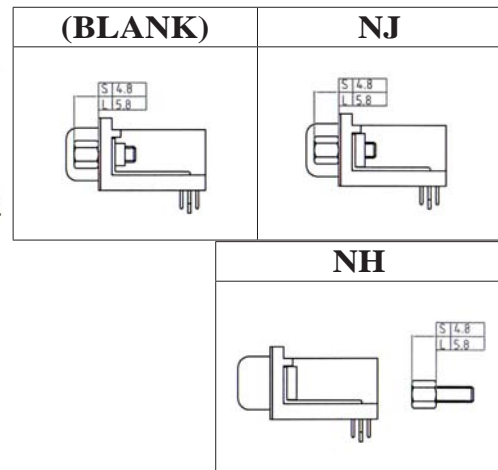


Recommended P.C. Board Layout



5264

No. of Contacts	Dimensions(mm)		
	A	B	C
09	16.33	24.99	30.81
15	24.66	33.32	39.14
25	38.38	47.04	53.04
37	54.84	63.50	69.32



ORDERING INFORMATION:

P/N 5 2 $\frac{XX}{1}$ - $\frac{XX}{2}$ T B / $\frac{XX}{3}$

- CONNECTOR TYPE:
 "63" MALE
 "64" FEMALE
- NO. OF CONTACTS:
 09, 15, 25, 37

- MOUNTING OPTION:
 " " LOCKED SCREWS (4.8MM)
 "N" WITHOUT SCREWS (5.8MM)
 "NH" LOOSE SCREWS (4.8MM)
 "NJ" ASSEMBLED SCREWS (4.8MM)