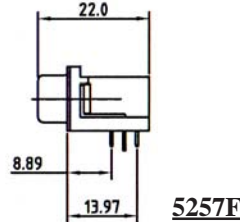
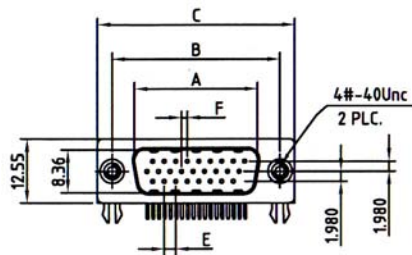
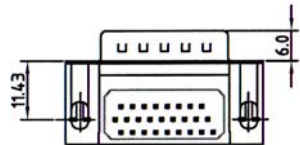


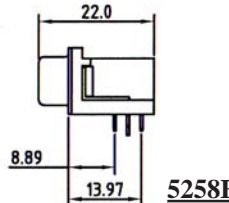
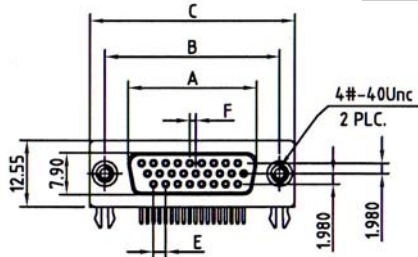
## D-SUB. HIGH DENSITY CONNECTOR RIGHT ANGLE TYPE WITH STAMPED CONTACTS & FERRITE (8.89MM)



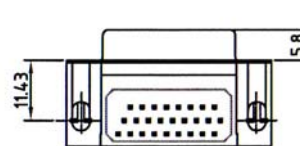
**5257F**



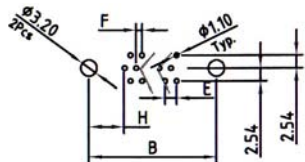
No. of Contacts	Dimensions(mm)					
	A	B	C	E	F	H
15	16.92	24.99	30.81	2.29	1.145	7.04
26	25.25	33.32	39.14	2.29	1.145	6.88
44	38.96	47.04	53.04	2.29	1.145	6.88
62	55.42	63.50	69.32	2.41	1.205	7.00



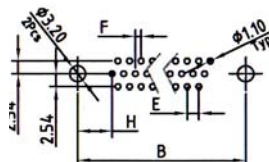
**5258F**



No. of Contacts	Dimensions(mm)					
	A	B	C	E	F	H
15	16.33	24.99	30.81	2.29	1.145	7.04
26	24.66	33.32	39.14	2.29	1.145	6.88
44	38.38	47.04	53.04	2.29	1.145	6.88
62	54.84	63.50	69.32	2.41	1.205	7.00



Recommended P.C.Board Layout  
(15 POSITION)



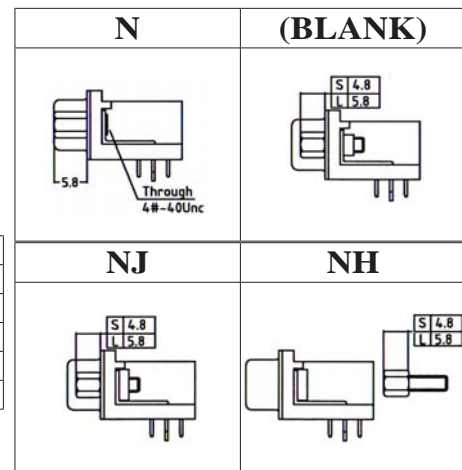
Recommended P.C.Board Layout  
(26, 44, 62 POSITION)

### SPECIFICATIONS

**Current Rating:** 3.0 Amperes  
**Contact Resistance:** 25mΩ Max.  
**Insulation Resistance:** 1000MΩ Min. at 500V  
**Dielectric Voltage:** 1000V at 1 Minute  
**Operating Temperature:** -55°C to +105°C

### MATERIALS

**Insulator:** PBT, UL94V-0 Rated  
**Contact:** Brass  
**Shell:** Brass, Steel  
**Contact Plating:** Gold Over Nickel Plated  
**Shell Plating:** Tin Over Copper Plated  
**\*RoHS & REACH compliant.**



### ORDERING INFORMATION:

P/N 5 2  $\frac{x}{1}$   $\frac{x}{2}$  F -  $\frac{x}{2}$  T B /  $\frac{x}{3}$

- CONNECTOR TYPE:  
 "57" MALE  
 "58" FEMALE
- NO. OF CONTACTS:  
 15, 26, 44, 62
- MOUNTING OPTION:  
 " " LOCKED SCREWS (4.8MM)  
 "N" WITHOUT SCREWS (5.8MM)  
 "NH" LOOSE SCREWS (4.8MM)  
 "NJ" ASSEMBLED SCREWS (4.8MM)