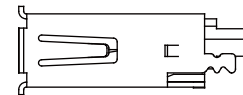

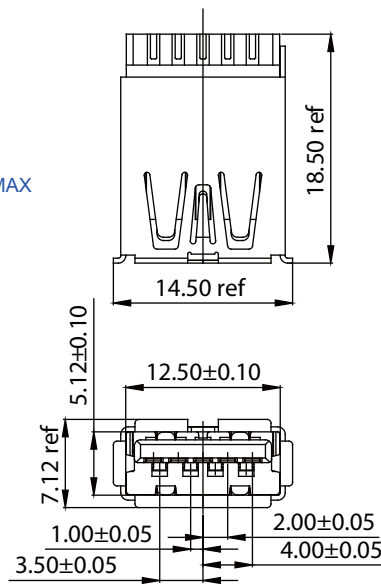


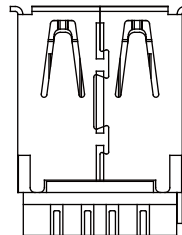


**USB 3.0 Female Solder A Type**

- 1.MECHANICAL:  
 MATING: 35N MAX.  
 WITHDRAWAL: 10N MIN.  
 DURABILITY: 1500 CYCLES MIN.  
 2.ELECTRICAL:  
 CURRENT: 100mA MAX  
 VOLTAGE: 20mV MAX  
 WITHSTANDING VOLTAGE: 100V AC  
 CONTACT RESISTANCE: 30 mΩMAX/50mΩ MAX  
 INSULATION RESISTANCE: 1000MΩ MIN



ITEM	PART NAME	Q'TY	Material
1	HOUSING	1	PBT+30%GF,BLUE
2	COVER	1	PBT+30%GF,BLUE
3	SHELL	1	C2680R-H,Ni80u'MIN
4	CONTACT1	4	C5191,GOLD 15U'
5	CONTACT2	5	C2680,GOLD 15U'

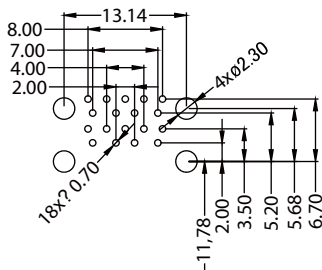


**Part No.:USB-FS-AU-3.0-L**

**USB 3.0 Female 2 Ports A Type**

- Specification:  
 1.Contact Resistance: 30 m Ohm Max.  
 2.Withstanding Voltage: 500V AC For 1 Minute.  
 3.Insulation Resistance: 100 MEGA ohms MIN.

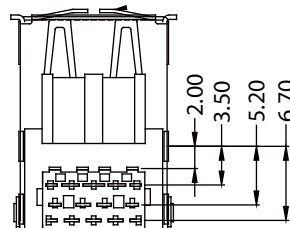
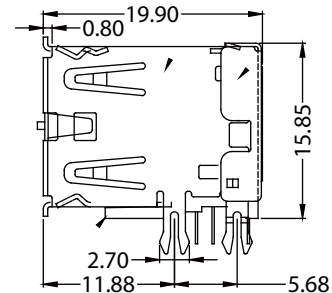
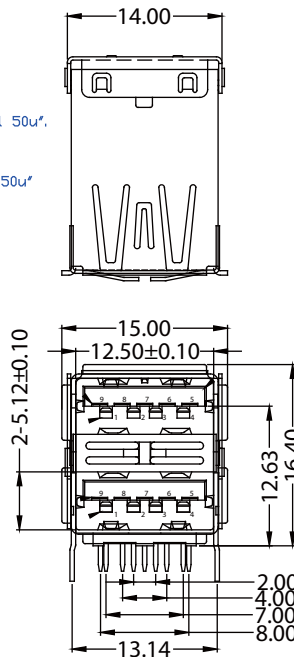
- Material and Finish:  
 1.Insulator Material: PBT UL94-V0,Blue  
 2.Contact Material: Brass (C2680-H) T=0.20.  
 3.Contact Area Plated: Gold 1~30u' Plated Over Nickel 50u'.  
 4.Solder Area Plated: Tin Plated(80u' min Lead Free)  
 5.Connector Shell Material: Brass or SPCC T=0.30  
 6.Connector Shell Plated: Nickel 80u' Plated Over Cu 50u'  
 7.PackingTray.



RECOMMENDED P.C.B LAYOUT (COMPONENT SIDE)

PCB THICKNESS:±0.05  
 DEF AULT TOLERANCE:±0.05

ITEM	TITLE	MATERIAL	QTY
1.	SHELL	C2680-EH / Over Nickel	1
2.	4PINShort Contact	C5191-H	1
3.	4PINLong Contact	C5191-H	1
4.	5PINShort Contact	C2680-EH	1
5.	5PINLong Contact	C2680-EH	1
6.	Ground Finger	SUS301	1
7.	Rear Shell	SPCC / Nickel 80u"-100u"	1
8.	Organizer		1
9.	Frame	PBT UL 94V-0 , Blue	1
10.	MOD ING		2



**Part No.:USB-002-AU-3.0-L**